

Parish Pilgrimage of Peace

A Walking Pilgrimage along the scenic shores of Lake Simcoe from Sutton to Keswick.


Saturday, June 6, 2026

- Check-in in Sutton at 8:00am.
- Hearty lunch after the walk
- Mass in Keswick at 4pm



Our Lady of the Lake

Rides available
back to Sutton



Immaculate
Conception

Please join us as we walk 19km, enjoying the great outdoors. This year's theme is 'Peace'. Nourish your spirituality, mind, body and soul, Embark on a journey of faith and hope. For young and old.

All participants must pre-register before May 24th.

There is no cost.

To register, please send your name, address, phone number and if you need a ride back to Sutton or if you would like your car shuttled to Keswick, to:

parishpilgrimage@gmail.com

Reflect - Recharge - Renew

Parish Pilgrimage of Peace 2026

A 19km Walking Pilgrimage along the scenic
Shores of Lake Simcoe from Sutton
to Keswick

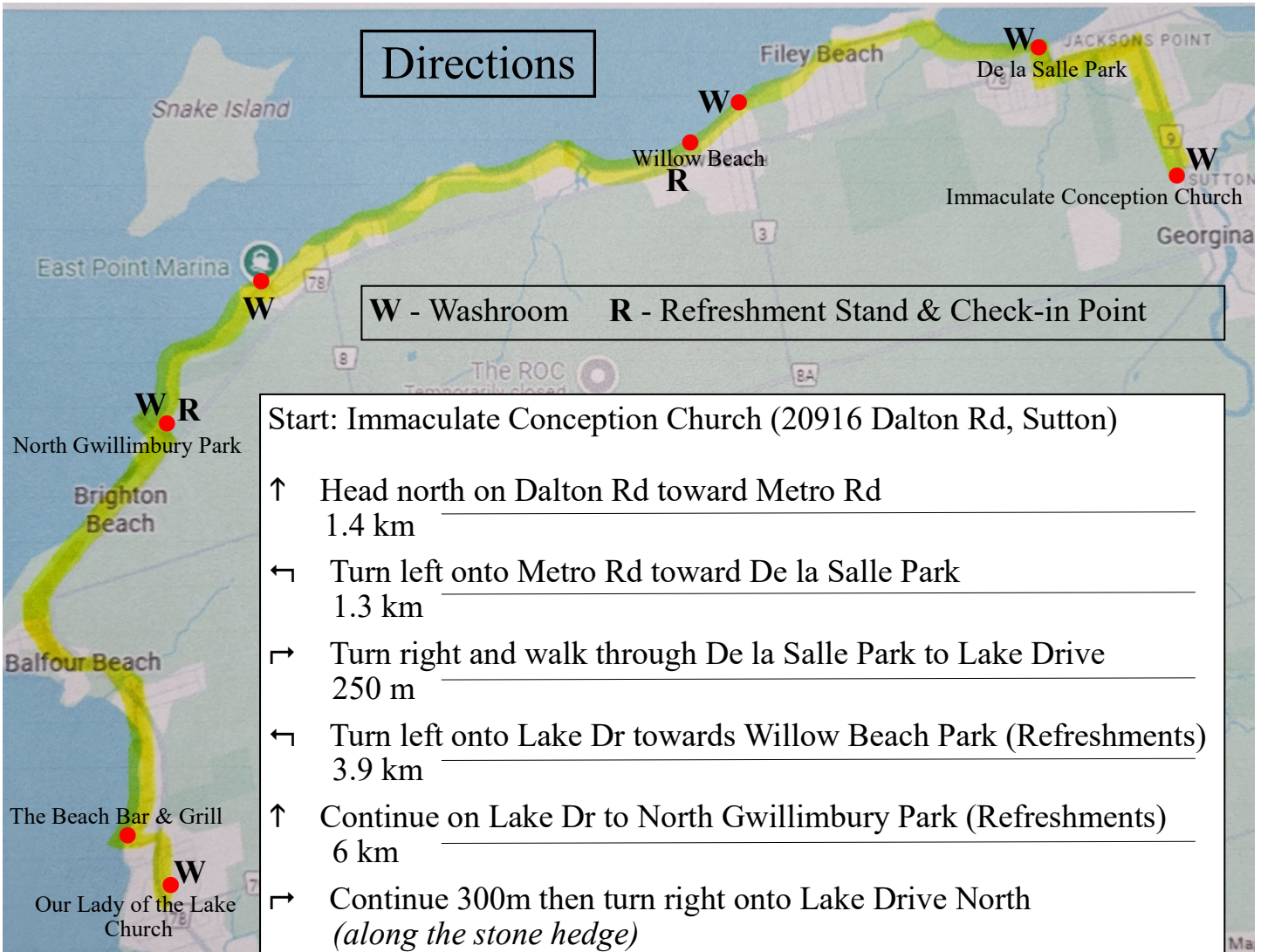
Saturday, June 6, 2026



- Nourishing your spirituality
- Enjoying the great outdoors
- Getting great exercise
- Having fun and enjoying good company

Starting with Check-in and a Blessing at 8:00am, hearty lunch following your walk, and Finishing with Mass at 4pm (Rain or Shine)

- This year's theme is 'Peace'
- All are welcome. Children under 16 must be accompanied by an adult.
- No bikes. Walk at your own pace. It's not a race.
- Map, directions and link to [alltrails.com](https://www.alltrails.com) (see page 3)
- A hard copy of a Map and directions will be available at Check-in.
- You must register ahead before May 24. (see page 4)
- We encourage you to walk the full 19km. (see page 5 for training tips)
- If you are unable to walk the full 19km, we suggest 6km starting at North Gwillimbury Park. You would need to arrange your own ride back to your car.
- If you park at North Gwillimbury Park or any other town park, you will need a town parking pass. There is no charge and is available at [georgina.ca](https://www.georgina.ca)
- Bring your rosary. Take time to stop, rest and reflect along the water's edge.
- Bring a small stone and lay it at the foot of the cross at the end of the journey. Carrying a stone is a pilgrimage tradition symbolizing personal burdens and emotional weight that is reflected on and then released at the end.
- Consider walking with no music or electronic distractions.
- A ride back to Sutton is available if requested when you pre-register.
- A volunteer will shuttle your car back to Keswick if requested.
- Two refreshment stations with water, juice, and snacks, will be available at Willow Beach and North Gwillimbury Park.. Public Washrooms are available along the way.
- Volunteers in cars will be available if help is needed. Call 905-252-8279
- There is no cost.
- Check the weather and dress accordingly. (Rain or shine)
- Bring a refillable water bottle and a few snacks to carry.
- A hearty lunch will be provided at the Keswick Church after the walk.




Directions

W - Washroom R - Refreshment Stand & Check-in Point

Start: Immaculate Conception Church (20916 Dalton Rd, Sutton)

- ↑ Head north on Dalton Rd toward Metro Rd
1.4 km
- ↙ Turn left onto Metro Rd toward De la Salle Park
1.3 km
- ↘ Turn right and walk through De la Salle Park to Lake Drive
250 m
- ↙ Turn left onto Lake Dr towards Willow Beach Park (Refreshments)
3.9 km
- ↑ Continue on Lake Dr to North Gwillimbury Park (Refreshments)
6 km
- ↘ Continue 300m then turn right onto Lake Drive North
(along the stone hedge)
- ↑ Continue where Lake Drive North becomes Osborne St
1.9 km
- ↙ Continue 300m then turn left onto Boucher St
200 m
- ↑ Cross Metro and Continue to the right on Pine Post Rd
700 m
- ↑ Cross Boyers Rd and Metro Rd to Lake Drive North
100 m
- ↑ Continue on Lake Drive N to Clarlyn Drive
1.5 km
- ↙ Turn left onto Clarlyn Drive *(at The Beach Bar and Grill)*
300 m
- ↑ Cross Metro Rd and turn right onto Sidewalk along Metro Rd N
500 m

Finish: Our Lady of the Lake Church (129 Metro Rd N)
19 km



Direction Signs
along the way

For assistance,
Contact Perry
905-252-8279

Schedule:

Check-in - Immaculate Conception Church, Sutton	8:00am
Instructions and Blessing	8:30am
Begin Walk	9am
Final Destination - Our Lady of the Lake Church, Keswick	1:15 to 3:30pm
Mass - Our Lady of the Lake Church	4pm

Registration: *Everyone must register before May 24th*

To Register send the following information to:

parishpilgrimage@gmail.com

Name, Phone Number , Address, and indicate if you need a ride back to Sutton or if you would like your car shuttled to Keswick by one of our volunteers.

Public Transit is also available. Route 50 stops by both churches about every 30 minutes. Check the schedule at yrt.ca

Rules and Safety instructions will be explained at check-in and a waiver must be signed before departure at check-in.

Walking Tips

Walking poles: Walking poles (one or two) is a personal preference. It can avoid stress on the knees. This walk is all flat walking so poles aren't quite as important as hiking in hill country.

Footwear: It is important to have comfortable footwear that is already broken in. Because this walk is mostly on roads, a good quality running shoe or low hiker will work. Your foot will swell a bit so a half a size bigger might be a good idea.

Socks: Good quality socks will help to reduce blisters such as Smart wool or Merino wool but may not be necessary for a one day walk.

Vaseline your feet: Lubing your feet with Vaseline works well to avoid blisters. Rub the entire foot, between toes, around the ankle, bottom of your foot. Glide works as well. Some use Vicks rub.

Blister Band-aids: Band-aid hydro seal works well. To avoid blisters, apply the blister band-aid at the first sign of a blister coming on or a hot spot.

Stretching: It's important to do some stretching prior to your walk. It's also not a bad idea to do a little stretching during your breaks and after the walk.

Training: This is the most important thing prior to walking the pilgrimage. It's a 19km walk, so you'll want to start training a couple months prior to the walk. Start with walking 3 to 5km 3 or 4 times a week and work your way up to 10 to 15km once or twice a week. On this pilgrimage, there are a number of stops along the way, so not to worry.

Water and snacks: Make sure you bring a refillable water bottle. It's important to stay hydrated. There will be water filling stations along the way so a 750ml or a couple 500ml bottles will work fine. There will also be a few places along the way that will provide snacks, but it wouldn't hurt to put a few granola bars, nuts, trail mix, or a banana in your pack.

Clothing and a hat. The weather that day will dictate what type of clothing to wear. Check the weather the day before. If it looks like rain, bring a good quality poncho or rain coat. Consider wearing a sun hat. Bring sunglasses.

Sunscreen: Make sure you apply sunscreen.

